



# ACTAS Derma-Sifiliográficas

Full English text available at  
[www.actasdermo.org](http://www.actasdermo.org)



## ORIGINAL ARTICLE

# Management of Moderate to Severe Psoriasis in Routine Clinical Practice in Spanish Hospitals<sup>☆</sup>



J.L. López-Estebanz, <sup>a,\*</sup> P. de la Cueva-Dobao, <sup>b,1</sup> C. de la Torre Fraga, <sup>c</sup>  
M. Galán Gutiérrez, <sup>d</sup> E. González Guerra, <sup>e</sup> J. Mollet Sánchez, <sup>f</sup> I. Belinchón Romero <sup>g</sup>

<sup>a</sup> Servicio de Dermatología, Hospital Universitario Fundación Alcorcón, Alcorcón, Madrid, España

<sup>b</sup> Servicio de Dermatología, Hospital Universitario Infanta Leonor, Madrid, España

<sup>c</sup> Servicio de Dermatología, Complejo Hospitalario Universitario de Vigo, Vigo, Pontevedra, España

<sup>d</sup> Servicio de Dermatología, Hospital Universitario Reina Sofía, Córdoba, España

<sup>e</sup> Servicio de Dermatología, Hospital Clínico San Carlos, Madrid, España

<sup>f</sup> Servicio de Dermatología, Hospital Universitari del Vall d'Hebron, Barcelona, España

<sup>g</sup> Servicio de Dermatología, Hospital General Universitario de Alicante, Alicante, España

Received 19 December 2016; accepted 26 February 2018

Available online 31 July 2018

## KEYWORDS

Psoriasis;  
Treatment;  
Biologic agents;  
Survey;  
Dermatologists

## Abstract

**Background:** There is currently little information available on the management of patients with psoriasis in the routine clinical practice of dermatologists in Spain.

**Objective:** The aim of this study was to survey a group of Spanish dermatologists with particular expertise in the management of psoriasis to determine their opinions on the protocols used in routine clinical practice.

**Material and methods:** A cross-sectional study based on an online survey about the management of psoriasis sent to 75 dermatologists. The survey, which was specifically designed for the study, included 12 questions on different aspects of clinical practice in the treatment of moderate to severe psoriasis.

**Results:** The response rate was 96% (n = 72). Biologics were the most widely used monotherapy option. In total, 64.3% of respondents reported that their patients used conventional systemic therapies for 1 to 2 years before switching to a biologic drug and that the main reason for the switch was unstable control of disease activity. Overall, 85.7% assigned “high” or “very high” importance to the use of a Psoriasis Area Severity Index score of < 3 as a treatment goal. The drugs of choice among the respondents were etanercept for pediatric patients (78.6%),

<sup>☆</sup> Please cite this article as: López-Estebanz JL, de la Cueva-Dobao P, Fraga CdLT, Gutiérrez MG, Guerra EG, Sánchez JM, et al. Manejo de la psoriasis moderada-grave en condiciones de práctica habitual en el ámbito hospitalario español. Actas Dermosifiliogr. 2018;109:631–642.

\* Corresponding author.

E-mail address: [jlopez@fhalcorcon.es](mailto:jlopez@fhalcorcon.es) (J.L. López-Estebanz).

<sup>1</sup> Ambos autores son indistintamente primeros autores.

**PALABRAS CLAVE**

Psoriasis;  
Tratamiento;  
Agentes biológicos;  
Encuesta;  
Dermatólogos

adalimumab and etanercept for patients with psoriatic arthritis (64.3%), and ustekinumab in patients frequently away from home (78.6%) and patients with a history of multiple sclerosis, demyelinating diseases (64.3%), or poor adherence to treatment (71.4%).

**Conclusion:** This study provides a unique overview of the opinions of a representative sample of expert dermatologists on the current use of biologics for the treatment of psoriasis in Spain. Published by Elsevier España, S.L.U. on behalf of Elsevier España, S.L.U. and AEDV.

### Manejo de la psoriasis moderada-grave en condiciones de práctica habitual en el ámbito hospitalario español

#### Resumen

**Introducción:** En España existe actualmente escasa información sobre el manejo de los pacientes con psoriasis en la práctica clínica diaria de los dermatólogos.

**Objetivo:** El objetivo de esta encuesta de opinión fue recoger información de los dermatólogos españoles expertos en el manejo de los pacientes con psoriasis sobre los protocolos que realizan en su práctica clínica habitual.

**Material y métodos:** Encuesta de opinión realizada mediante cuestionario *on line* remitido a 75 dermatólogos expertos en el manejo de la psoriasis. El cuestionario, diseñado específicamente para la encuesta de opinión, incluía 12 preguntas sobre diferentes aspectos de la práctica clínica en el tratamiento de la psoriasis moderada-grave.

**Resultados:** La tasa de respuesta fue del 96% (n = 72). Los biológicos fueron la opción más usada como monoterapia. El 64,3% de los encuestados señaló que sus pacientes permanecen 1-2 años con terapias sistémicas clásicas antes de la transición a biológicos, y el principal determinante para decidir la transición fue el control inestable de la actividad de la enfermedad. El 85,7% dio importancia «alta» o «muy alta» a considerar una puntuación PASI < 3 como objetivo terapéutico. Los fármacos de elección más consensuados fueron etanercept en población pediátrica (78,6%), adalimumab y etanercept en artritis psoriásica (64,3%) y ustekinumab en pacientes con frecuentes ausencias domiciliarias (78,6%), baja adherencia (71,4%) e historia de esclerosis múltiple o enfermedades desmielinizantes (64,3%).

**Conclusión:** Esta encuesta de opinión proporciona una perspectiva única sobre las opiniones de una muestra representativa de los dermatólogos expertos en cuanto al tratamiento actual de la psoriasis con fármacos biológicos en España.

Publicado por Elsevier España, S.L.U. en nombre de Elsevier España, S.L.U. y AEDV.

## Introduction

Psoriasis is a chronic, recurring skin disease that affects 2.3% of the Spanish population<sup>1</sup> and has been linked in recent years to various other diseases, most notably arthritis. As a result, psoriasis has come to be viewed as a systemic disease in which cutaneous manifestations predominate<sup>2</sup> and patient characteristics must be taken into consideration ensure that treatment is appropriate.<sup>3-5</sup>

More treatment options have become available with the introduction of biologic agents, which generally give better results than traditional systemic drugs and which do not have organ-specific toxic effects. Biologics have therefore changed expectations and treatment goals in moderate to severe disease.<sup>6</sup> Clinical practice guidelines and consensus papers aim to provide dermatologists with a range of recommendations they can rely on in routine practice.<sup>3,5-8</sup> However, information is still too incomplete or contradictory to help with decisions about certain aspects of treatment.

We currently have little information on how biologics are being used to manage moderate to severe psoriasis

in actual clinical situations in Spain. Likewise, we do not know how well dermatologists adhere to recommendations published in the various Spanish<sup>3,4,9</sup> and European<sup>10,11</sup> guidelines.

The main purposes of this opinion survey were to describe the prescribing criteria followed by Spanish dermatologists who are experts in managing moderate to severe psoriasis, to evaluate Spanish clinical practices applied in various scenarios and types of patients, and to analyze whether or not our practitioners' preferences are consistent with up-to-date guidelines.

## Material and Methods

### Target Population and Setting

We developed an online survey to distribute to a maximum of 75 Spanish dermatologists with recognized experience in managing moderate to severe psoriasis. We targeted practitioners working in hospitals located throughout Spain.

### Questionnaire Design

Two Spanish coordinators collaborated to produce a 12-item questionnaire (Table 1) specifically for this study. The items, which all had closed or numerical answers, covered 4 basic areas: a) current management of moderate to severe psoriasis in clinical practice; b) transitioning from traditional systemic drugs to biologics; c) aspects of management of patients on biologic treatments, and d) assessments of first-line biologic agents according to different profiles of patients with moderate to severe plaque psoriasis. Responses to items 4, 9, 10, and 11 were given on a Likert-type scale from 1 (least important) to 5 (most important). Item 12, in which respondents ranked biologic agents as candidates for use in various types of patients, was also answered on a Likert-type scale—from 1 (worst choice) to 5 (best choice). The survey was sent to the dermatologists in October 2015 and data were collected for analysis in May and June 2016. The findings were used to draft a report of expert opinion across Spain.

### Statistical Analysis

The following statistics were compiled for quantitative variables: number of available responses, number of unavailable responses, mean (SD) evaluations and 95%CI of the mean, median (interquartile range), and highest and lowest evaluations (range of responses on the scale). Qualitative variables were described as frequencies and percentages.

### Sociodemographic Characteristics of the Respondents

Three of the 75 invited dermatologists did not respond (response rate, 96.0%). The respondents were distributed across Spain as follows: southern Spain (n = 16); central Spain and the Canary Islands (n = 17); northern Spain (n = 12); Catalonia (n = 15); and eastern coastal Spain (the Levant region) and the Balearic Islands (n = 12). Thirty-three of the 72 respondents were men (45.8%) and 39 were women (54.2%). All were specialists who worked in hospitals in Spain's national public health system.

### Results

#### Use of Traditional Systemic Drugs and Transitioning to Biologic Therapy

Answers to the first survey question, about the percentage of patients with moderate to severe psoriasis being managed with a single therapy, showed that biologics were the most widely accepted choice, ranking ahead of traditional systemic drugs (Fig. 1). Ustekinumab was the biologic agent most prescribed by the largest group of respondents; the next most often prescribed were adalimumab and etanercept (Fig. 2).

When the respondents considered transitioning a patient from a traditional systemic to a biologic therapy, 35.7% thought that at least 2 or 3 conventional systemic

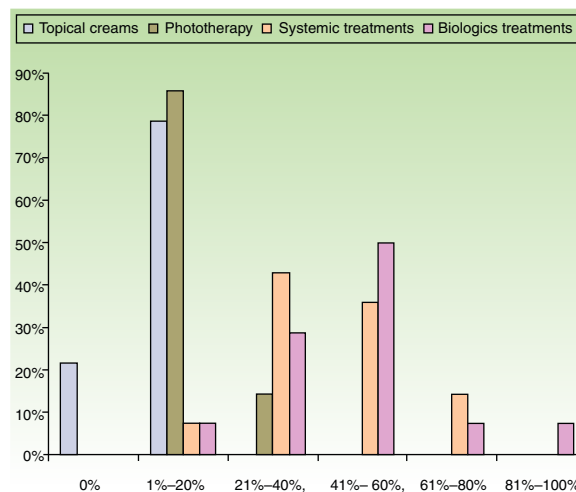


Figure 1 Percentage of patients managed with each approach alone (x axis) by the different percentages of dermatologists (y axis) expert in the treatment of moderate to severe psoriasis.

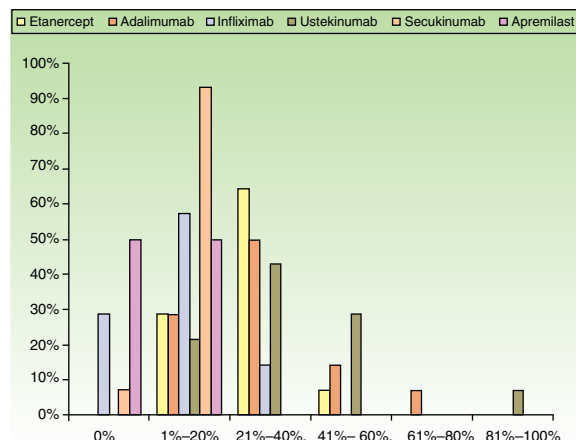


Figure 2 Percentages of patients currently treated with each biologic (x axis) by the different percentages of dermatologists (y axis).

alternatives or phototherapy should have failed, whereas 64.3% did not share that opinion. The main reason for transitioning to a biologic was unstable disease activity. The second most important reason was that high doses of a conventional systemic therapy were required to control symptoms (Fig. 3).

Patients stayed on conventional systemic treatments for 1 to 2 years before transitioning to a biologic according to 64.3% of the dermatologists and for 6 months to a year according to 21.4%. Only 14.3% reported that patients were kept on traditional systemic therapies for more than 2 years.

### Biologic Therapies

#### Managing a Patient's Biologic Treatment

Once a patient has begun to take a biologic agent, 43.5% of the respondents reported that they order tests to monitor therapy every 3 months and another 43.5% test every 6 months. Yearly tests are ordered by 4.3%, while another 4.3% test every 2 to 3 years and yet another 4.3% order tests

**Table 1** Survey Questionnaire<sup>a</sup>**Current clinical management of moderate to severe psoriasis**

1. Indicate what percentage of patients with moderate to severe psoriasis you manage only with each of the following treatments (monotherapy):

- a) Topical treatments
- b) Phototherapy
- c) Traditional systemic therapy
- d) Biologics

2. Indicate what percentages of your moderate to severe psoriasis patients on biologics are taking each of the following agents:

- a) Etanercept
- b) Adalimumab
- c) Infliximab
- d) Ustekinumab
- e) Secukinumab
- f) Apremilast

**Transitioning from a systemic to a biologic treatment**

3. Do you think that 2 or 3 traditional systemic therapies or phototherapies should have failed before a patient transitions to a biologic?

- a) Yes
- b) No
- c) Don't know/no response

4. Evaluate on a scale of 1 (least important) to 5 (most important) how much you would be influenced by each of the following factors when deciding how long a patient should stay on traditional systemic therapy.

- a) High doses are needed to control disease.
- b) Unstable control of disease activity
- c) Obesity
- d) Advanced age
- e) Childbearing age
- f) Presence of cardiovascular, endocrine or metabolic conditions
- g) History of neoplastic disease

5. Indicate how long you generally keep your patients on traditional systemic therapy before transitioning to a biologic:

- a) 0-6 months
- b) 6 months-1 year
- c) 1-2 years
- d) > 2 years

**Managing treatment in the patient on biologics**

6. Once biologic treatment has started, how often do you order follow-up testing?

- a) Every 3 months
- b) Every 6 months
- c) Yearly
- d) Every 2-3 years
- e) Only when risk is suspected

7. Once biologic treatment has started, how often do you screen for latent tuberculosis infection?

- a) Only on starting treatment
- b) Yearly
- c) Every 2-3 years
- d) Only in patients with risk factors

Table 1 (Continued)

8. Indicate the percentage of patients on biologics you refer to specialists in each of the following departments every year on average:

- a) Internal medicine
- b) Gastroenterology
- c) Cardiology
- d) Endocrinology
- e) Psychiatry
- f) Rheumatology
- g) Other

#### Aims of biologic therapy

9. Rank the importance you place on the following parameters when managing psoriatic skin lesions in patients on biologics. Scale: 1 (least important) to 5 (most important).

- a) 75% improvement in PASI score
- b) 90%–100% improvement in PASI score
- c) PASI score < 5
- d) PASI score < 3
- e) PGA, 2-point improvement
- f) PGA score, 0/1
- g) DLQI < 5
- h) Clinical assessment without a scale
- i) Patient satisfaction

10. Rank how important you consider the following criteria when deciding to start a patient with psoriasis on biologic therapy. Scale: 1 (least important) to 5 (most important).

- a) PASI score > 10
- b) Extensive skin involvement: > 10% BSA
- c) Quality of life: DLQI > 10
- d) Psoriatic arthritis
- e) Localized psoriasis with nail involvement
- f) Localized psoriasis involving highly visible zones
- g) Cost of treatment
- h) Patient preference

11. Rank the importance of the factors you take into consideration when judging whether a patient on biologic therapy is experiencing failure and needs to be switched to another treatment. Scale: 1 (least important) to 5 (most important).

- a) Loss of response (50% change in PASI score)
- b) Loss of response (75% change in PASI score)
- c) Loss of response (90% change in PASI score)
- d) PASI score > 3
- e) PASI score > 5
- f) PGA score > 2
- g) PGA score > 3
- h) DLQI > 5

#### Selection of a biologic agent according to patient profile

12. Rank the available biologics on a scale of 1 (worst choice) to 5 (best choice).

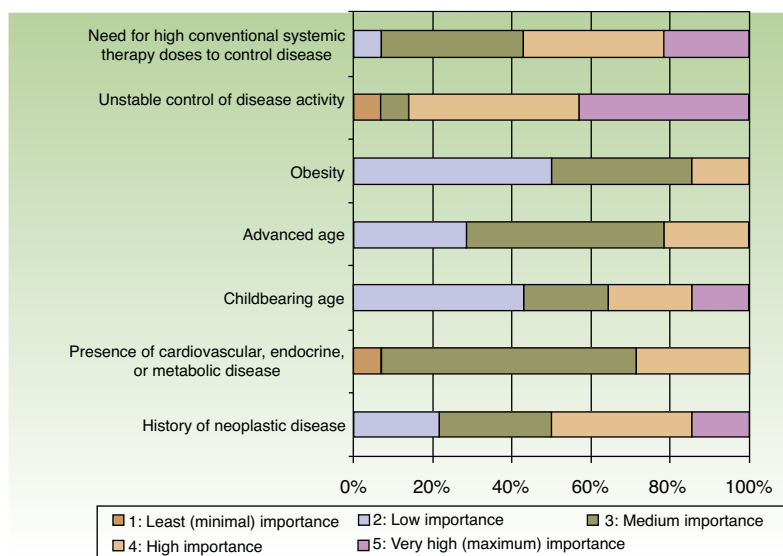
- a) In children and adolescents aged under 18 y
- b) In women of childbearing age who are considering pregnancy in the medium term
- c) In adults of advanced age ( $\geq 65$  y)
- d) In obese patients (body mass index > 30 or weight > 90 kg)
- e) In patients with psoriatic arthritis
- f) In patients with a history of multiple sclerosis or demyelinating disease
- g) In patients with a history of lupus erythematosus or other autoimmune diseases
- h) In patients with renal insufficiency
- i) In patients with metabolic syndrome

Table 1 (Continued)

- j) In patients with congestive heart failure, grades III–IV
- k) In patients with a history of stroke
- l) In patients with latent tuberculosis diagnosed by a Mantoux skin test or an interferon- $\gamma$  release assay
- m) In patients with chronic hepatitis C infection
- n) In patients with chronic hepatitis B infection
- o) In patients with chronic human immunodeficiency virus infection
- p) In patients with depression
- q) In patients with a history of neoplastic disease
- r) In patients with an erythrodermic episode
- s) In patients with unstable disease and frequent exacerbations
- t) In patients with localized diseases (nail/entheses involvement)
- u) In patients with scalp psoriasis
- v) In patients with poor adherence to treatment
- w) In patients who travel from home often
- x) In patients who ask for treatment interruptions

Abbreviations: BSA, body surface area; DLQI, Dermatology Life Quality Index; PASI, Psoriasis Area and Severity Index; PGA, Physician’s Global Assessment.

<sup>a</sup> This English translation is for information purposes only; it has not been back-translated for validation.



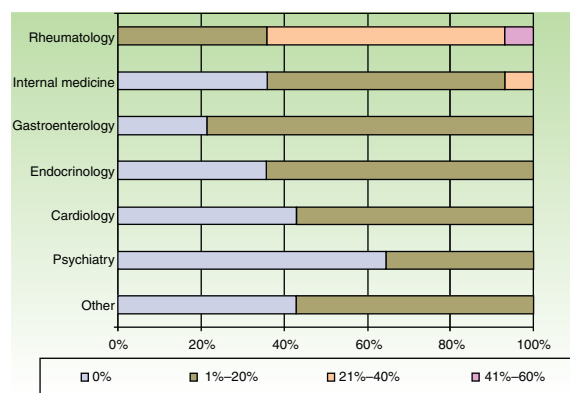
**Figure 3** Factors that lead the dermatologists to transition a patient from a traditional systemic treatment to a biologic and to limit the amount of time a patient stays on a traditional systemic therapy. The reasons were ranked on a scale of 1 (least important) to 5 (most important).

only when clinical manifestations raise suspicion. Half the respondents test for latent tuberculosis only when starting treatment, 21.4% do so annually, and 28.6% test every 2 to 3 years.

The dermatologists refer their patients to other specialists for evaluation of concurrent conditions (Fig. 4). Referrals were most often to rheumatologists. Referrals to gastroenterologists and endocrinologists were the next most frequent.

**Biologic Treatment Objectives**

Table 2 summarizes the therapeutic objectives the dermatologists prioritize, ranked on a scale of 1 (least important) to 5 (most important). An optimal response of at least 90% improvement in the PASI score was highly valued by 78.6% of the respondents (highly important for 28.6% and very



**Figure 4** Percentages of patients on biologic therapy who are referred to other specialists each year on average.

**Table 2** Ranking of Therapeutic Objectives in the Management of Psoriasis<sup>a</sup>

	1	2	3	4	5
<i>Usual therapeutic objectives in the management of skin lesions in patients with psoriasis</i>					
75% improvement in PASI score	0	0	14.3	64.3	21.4
90%–100% improvement in PASI score	0	0	21.4	28.6	50
PASI score < 5	0	0	28.6	50	21.4
PASI score < 3	0	0	14.3	35.7	50
PGA, 2-point improvement	0	21.4	50	28.6	0
PGA score, 0/1	0	21.4	0	50	28.6
DLQI < 5	0	0	42.9	28.6	28.6
Clinical judgment, without use of scales	21.4	14.3	21.4	21.4	21.4
Patient satisfaction	0	7.1	7.1	50	35.7
<i>Conditions considered important when deciding to start a patient on a biologic</i>					
PASI ≥ 10	0	0	0	42.9	57.1
Extensive skin involvement: ≥ 10% of BSA	0	0	0	42.9	57.1
Significant impact on quality of life: DLQI ≥ 10	0	0	28.6	28.6	42.9
Psoriatic arthritis	0	7.1	21.4	35.7	35.7
Localized psoriasis with nail involvement	7.1	21.4	42.9	28.6	0
Localized psoriasis involving highly visible zones	0	7.1	21.4	64.3	7.1
Treatment cost	0	21.4	35.7	28.6	14.3
Patient preference	14.3	28.6	42.9	14.3	0
<i>Factors considered important when deciding a patient is experiencing biologic treatment failure and needs a change of treatment</i>					
Loss of response (50% change in PASI score)	0	0	14.3	28.6	57.1
Loss of response (75% change in PASI score)	0	0	14.3	71.4	14.3
Loss of response (90% change in PASI score)	0	21.4	50	21.4	7.1
PASI score > 3	0	14.3	71.4	14.3	0
PASI score > 5	0	7.1	14.3	35.7	42.9
PGA ≥ 2	0	14.3	35.7	50	0
PGA ≥ 3	0	14.3	7.1	35.7	42.9
DLQI > 5	0	0	57.1	42.9	0
Patient dissatisfaction	0	7.1	64.3	28.6	0

Abbreviations: BSA, body surface area; DLQI, Dermatology Life Quality Index; PASI, Psoriasis Area Severity Index; PGA, Physician Global Assessment.

<sup>a</sup> Scale: 1 (least important) to 5 (most important).

highly important [maximum score] for 50%). Importance was placed on achievement of a PASI score less than 3 by 85.7% (judged highly important by 35.7% and very highly important by 50%). Patient satisfaction was a highly important aim for 50% of the respondents and a very highly important one (maximum score) for 35.7%.

The conditions considered important when deciding to start treatment with a biologic agent in patients with moderate to severe psoriasis are also summarized in Table 2. All the dermatologists (100%) agreed that a PASI score of 10 or higher and the involvement of over 10% of the body surface area were the important criteria (highly important for 42.9% and very highly important for 57.1%).

### Factors Leading to Change of Treatment

The factors the dermatologists considered important when deciding that a patient was experiencing failure of a biologic therapy and needed to be switched were as follows: loss of response (a 50% to 75% change PASI score), a PASI score greater than 5, or a Physician's Global Assessment score of 3 or more (Table 2).

### Biologic of Choice According to Patient Profile

Table 3 summarizes the dermatologists' ranking of biologic agents according to patient profile on a scale of 1 (worst choice) to 5 (best choice). The preference was most often etanercept (78.6%) for pediatric patients; etanercept (64.3%) or adalimumab (64.3%) for patients with psoriatic arthritis; and ustekinumab for patients who often travel (78.6%), had poor compliance (71.4%), or had a history of multiple sclerosis or demyelinating disease (64.3%).

Half the respondents (50%) also thought that ustekinumab was the best choice for patients with grade III to IV congestive heart failure.

In patients at risk for exacerbation of latent infection, apremilast (first choice) and etanercept (second choice) were thought to be the most appropriate biologics. Apremilast was preferred for patients with chronic human immunodeficiency virus (HIV) infection by 42.8% of the respondents, 21.4% considering it the best choice and 21.4% a good choice. However half the respondents (50%) considered etanercept to be the best (14.3%) or a good (35.7%) choice for such patients.

**Table 3** Biologic of Choice According to Patient Profile.

Biologic Agent	Patient Profile	First Choice, %
Etanercept	Patients with psoriatic arthritis	64.3%
	Patients $\geq 65$ y (advanced age)	50%
	Children and adolescents	78.6%
	Patients planning pregnancy	42.9%
	Patients with renal insufficiency	42.9%
	Patients with scalp psoriasis	35.7%
	Patients who ask for interruptions	50%
Adalimumab	Patients with psoriatic arthritis	64.3%
	Patients with metabolic syndrome	28.7%
Infliximab	Patients with an erythrodermic episode	50%
	Obese patients (body mass index $>30$ or weight $>90$ kg)	28.7%
Ustekinumab	Patients with localized disease (nail/entheses involvement)	21.4%
	Patients with a history of multiple sclerosis or demyelinating disease	64.3%
	Patients with a history of lupus erythematosus or other autoimmune disease	42.9%
	Patients with metabolic syndrome	28.7%
	Patients with congestive heart failure, grades III–IV	50%
	Patients with a history of stroke	28.6%
	Patients with depression	42.9%
	Patients with unstable disease and frequent exacerbations	57.1%
	Patients with poor adherence to treatment	71.4%
	Patients who travel from home often	78.6%
Secukinumab	Patients with metabolic syndrome	28.7%
Apremilast	Patients with latent tuberculosis infection diagnosed by Mantoux skin test or an interferon- $\gamma$ release assay	42.9%
	Patients with chronic hepatitis B infection	35.7%
	Patients with chronic human immunodeficiency virus infection	21.4%
	Patients with a history of neoplastic disease	50%
	Patients with scalp psoriasis	35.7%

## Discussion

An increasing number of publications have been based on surveys of dermatologists' use of treatments for patients with moderate to severe psoriasis, probably in an attempt to promote consistent clinical practice and optimize treatment.

This opinion survey aimed to ascertain the real situation of routine management of moderate to severe psoriasis in Spain by describing the preferences of Spanish dermatologists expert in this disease. The results allow us to analyze whether their preferences are in keeping with current Spanish and European practice guidelines. The survey also covered complex scenarios in which optimal treatment is not well defined because firmly evidence-based clinical protocols are not yet available.

The efficacy and safety of biologic treatments, and their superiority over traditional systemic treatments, have become increasingly clear,<sup>12</sup> leading to wider use of biologics in Spain.<sup>13</sup> Monotherapy based on these drugs is being prescribed to an ever greater percentage of patients with moderate to severe disease.

### Transition to Biologics

Our data show that dermatologists are now keeping patients on conventional systemic treatments for less time than was

reported in 2013 based on an online survey of members of the Psoriasis Working Group (PsWG) of the Spanish Academy of Dermatology and Venereology (AEDV).<sup>14</sup> Prescribers are also currently more likely to transition patients with unstable disease from traditional systemic therapy to biologics in order to optimize treatment. The 2013 report found that 73% of respondents waited 2 or more years to switch patients away from a traditional systemic treatment to a biologic, even though a considerable percentage (66%) thought the wait should be shorter. Our survey results suggest that Spanish practice is changing, as only 14.3% of patients now stay on conventional treatment for 2 years. The consensus statement of the PsWG published in 2016 even reported the opinion that biologics should be considered first-line options for treating moderate to severe psoriasis, alongside conventional systemics.<sup>9</sup>

Change is also evident in the criteria dermatologists use to shorten the transition period. Toxic effects of systemic treatment once reigned as the main criterion, whereas loss of response or possible unevenness of response are now main concerns. The experts continue to take scant account of concomitant conditions when making this decision.

### Management of Therapy for Patients on Biologics

Most respondents order tests every 3 to 6 months, as advised by the UK's National Institute for Health and Care Excellence (NICE).<sup>15</sup> There is considerable variation in tuberculosis



screening practices. Screening only at the start of biologic treatment is the approach that predominates,<sup>16</sup> even though the Spanish PsWG's 2016 consensus statement<sup>9</sup> recommends repeated screening while the patient is on such therapy. However, consensus for that statement was reached in 2012 and 2013, several years before the 2016 publication date. The results of the present survey, therefore, reflect the more up-to-date clinical practice opinions of dermatologists.

### Criteria That Lead Specialists to Recommend Biologic Therapy

The dermatologists surveyed considered the following criteria to be important when deciding to recommend biologic therapy: PASI score  $\geq 10$  or an affected body surface area of at least 5% to 10%; patient perception of having severe disease (Dermatology Life Quality Index  $> 10$ ); and the presence of psoriatic arthritis, consistent with an earlier PsWG consensus statement.<sup>6</sup>

### Therapeutic Objectives

The introduction of biologic drugs in clinical practice has improved the efficacy of psoriasis treatment, as shown by the opinion of 78.6% of our respondents that treatment should achieve at least a 90% improvement in the PASI score—the equivalent of an absence of clinical signs (clearing) or minimal signs of disease—or even that a PASI score of 3 or less should be sought. These goals are much more ambitious than the therapeutic objectives suggested by previously published guidelines, which recommend seeking 75% of more improvement in the score. The response criterion of 90% improvement also offers a more discriminating objective in terms of bettering patients' quality of life<sup>17</sup> than the lower goal of a 75% change in PASI score.

### Individualized Treatment

In clinical scenarios in which there is still no firm evidence to guide the treatment of moderate to severe psoriasis, therapy must be tailored to the patient's situation.<sup>5</sup> The prescriber must therefore apply criteria based on experience gained by experts during routine clinical practice. Our survey, which provides data on the main criteria used by Spanish dermatologists when choosing a biologic, sheds light on practice in such scenarios.

Most respondents chose etanercept for pediatric patients (78.6%); adalimumab or etanercept for patients who also have psoriatic arthritis (64.3%); and ustekinumab for patients who have to travel away from home often (78.6%), whose adherence is poor (71.4%), or who have a history of multiple sclerosis or demyelinating disease (64.3%). The first-choice biologics for other scenarios varied greatly.

Some of these findings are consistent with opinions reported previously<sup>14</sup> or with some guidelines.<sup>11</sup> Our informants, all experts in psoriasis, expressed the novel opinions that secukinumab would be one of the biologics of choice for patients who are obese or have metabolic syndrome and that apremilast would be a good choice for patients with

a history of neoplastic disease, chronic infection, or latent tuberculosis.

Warnings and contraindications are important to consider when choosing a biologic. The panel named ustekinumab, of which a maintenance dose is taken every 12 weeks, as appropriate for scenarios in which there are adherence problems. It was also considered a candidate for scenarios in which anti-tumor necrosis factor (TNF) therapy is contraindicated (lupus erythematosus and other autoimmune diseases, advanced heart failure, and demyelinating diseases), a suggestion that has been noted in the literature.<sup>18</sup>

### Children and Adolescents

Etanercept was chosen as the first-line biologic for pediatric populations. The respondents' choice could be explained by the fact that etanercept was the first biologic approved by the European Medicines Agency (EMA) for the treatment of chronic severe plaque psoriasis in children aged 6 years or older.<sup>19</sup> Alternative explanations are that etanercept is the biologic agent that has been most widely studied in randomized clinical trials in children and adolescents<sup>20</sup> to date, and it is the only one for which long-term extension studies have been carried out.<sup>21</sup>

Other biologics have begun to be subjected to such study. Examples are adalimumab, recently approved by the EMA for pediatric use and the subject of a trial in children and adolescents<sup>22</sup> and ustekinumab.<sup>23</sup> The range of treatments available for pediatric use is increasing.

### Advanced Age

Previously published guidelines for treating patients aged 65 years or older recommend prioritizing safety, suggesting intermittent treatment approaches and lower doses than those listed in product summaries.<sup>24</sup> The group of experts we surveyed chose etanercept as their first choice, presumably because of its short half-life, good safety and efficacy profiles,<sup>25</sup> and tolerance in patients of advanced age.<sup>26</sup> Recently published Italian guidelines point out that any of the biologics could possibly be used in this population if patients are monitored adequately, since few studies of adalimumab, etanercept, and ustekinumab in the elderly have as yet appeared.<sup>27,28</sup>

### Risk of Infection and Reactivation of Infection

The risk of reactivation of latent infection or of opportunistic or serious infection is lower in patients with psoriasis than in those with other inflammatory diseases because psoriasis patients have different characteristics and are not usually on additional immunosuppressant therapies. However, risk is slightly higher in patients on infliximab or adalimumab than in those on etanercept or ustekinumab.<sup>29</sup> The recommendations published by the AEDV's PsWG<sup>9</sup> and the Italian group<sup>11</sup> suggest that the risk of reactivation is lower with etanercept, based on wider experience using that biologic in patients with chronic hepatitis C and HIV infections.<sup>30,31</sup> However, for this scenario our surveyed experts selected apremilast, an oral biologic agent that has lower efficacy but

that seemed to have less of an immunosuppressant effect in a recent trial.<sup>32</sup>

### Psoriatic Arthritis

The association of arthritis and psoriasis affects the choice of biologic, and guidelines recommend the use of an anti-TNF agent as the first line of therapy. These drugs have demonstrated efficacy in the 5 key domains of this scenario: 1) peripheral arthritis; 2) skin and nail lesions; and the involvement of 3) axillas, 4) joints of fingers or toes (dactylitis), and 5) entheses (evidence level 1+).<sup>33</sup> Anti-TNF agents have also been shown to inhibit the radiologic progression of psoriatic arthritis.<sup>34,35</sup> Our respondents' opinion that etanercept and adalimumab were the best choices could be due to reports of superior cost-effectiveness.<sup>36</sup> However, it is important to also bear in mind that when we collected data for this analysis (in May–June 2016) the experts had not yet accumulated much experience with new biologics, especially secukinumab, in psoriatic arthritis. That drug is a well placed candidate at present, given the observation of good results at even lower doses than those generally used in psoriasis (see the FUTURE 1<sup>37</sup> and FUTURE 2<sup>38</sup> studies).

### Congestive Heart Failure

Anti-TNF agents are contraindicated in patients with congestive heart failure (grades III–IV). In patients with this concomitant condition ustekinumab could be considered the treatment of choice.

### Intermittent Treatment Regimens

The Spanish dermatologists who responded to our survey preferred etanercept for intermittent treatment regimens, consistent with another survey<sup>14</sup> and European guidelines.<sup>11</sup> Their choice could be due to the pharmacokinetic characteristics of this drug, which has a shorter half-life and has proven effective in intermittent protocols and retreatments without causing additional adverse events.<sup>39,40</sup>

### Difficult Disease Locations

Recently published Spanish guidelines point to the difficulty of managing psoriasis in certain locations—such as the scalp, nails, palms, and plantar surfaces—and the scarcity of well organized information and high levels of evidence about such treatment difficulties.<sup>41</sup> Guidelines on the use of biologics in patients with psoriasis in difficult-to-treat locations published in 2015 named infliximab and etanercept as good choices in scalp psoriasis (grade A recommendation, evidence level 1). The strength of recommendation is lower for adalimumab (grade B, level-1 evidence) and lower still for ustekinumab (grade C, level-1 evidence).<sup>8</sup> The ESTEEM 1 and 2 trials recently demonstrated the efficacy of apremilast in these types of psoriasis,<sup>42</sup> and the GESTURE trial concluded that secukinumab was very effective in the treatment of palmar-plantar psoriasis.<sup>43</sup>

### Obesity

Obesity plays a role in response to all biologic therapies, although differences often fail to reach statistical significance. The possibility of adjusting the dosage of infliximab according to weight offers the opportunity to achieve similar results in obese and nonobese patients.<sup>44</sup>

### Pregnancy

Tailored management is important in women who are pregnant or planning pregnancy, when the drug's half-life and the severity of disease must be weighed in the balance. Biologics used to treat psoriasis are category B drugs. In fact, a biologic's average half-life must be factored in whenever a woman of childbearing age is treated. Etanercept has the shortest half-life (3 days), infliximab the next shortest (10 days), followed by adalimumab (15 days) and ustekinumab (3 weeks). Contraceptives are recommended during treatment and up to 3 weeks after suspending treatment with etanercept, 15 weeks after stopping ustekinumab, 5 months after stopping adalimumab, and 6 months after stopping infliximab.<sup>24</sup> Because immunoglobulin G is transported to the fetus during the second and third trimesters, guidelines recommend interrupting treatment with infliximab and adalimumab during the last trimester to prevent neonatal immunosuppression.<sup>11</sup> In a case series describing 5 pregnant women treated with ustekinumab, 1 pregnancy resulted in miscarriage.<sup>45</sup>

### Metabolic Syndrome

A high prevalence of metabolic syndrome (14% to 40%) has been reported in psoriasis.<sup>46</sup> An underlying inflammatory state is common to both conditions,<sup>47</sup> as evidenced by altered levels of secretory proteins such as adiponectin and leptin, which regulate the release of such mediators as TNF; interleukins 6, 7, and 22; and interferon- $\gamma$ . Drugs like acitretin, ciclosporin, and methotrexate can aggravate some components of metabolic syndrome, so biologics, which target more specific components of disease, are considered the first line of therapy for patients with this condition.<sup>48</sup> Our survey found that the dermatologists' choices for patients with moderate to severe psoriasis and metabolic syndrome were adalimumab, ustekinumab, and secukinumab.

### Limitations

Because ours was an opinion survey of 73 specialists in different hospitals and geographic areas, the highly variable results must be interpreted with caution. Nonetheless, the findings provide important information that reflects the professional experience and routine clinical practice of dermatologists.

### Conclusions

This opinion survey provides a unique perspective on the views of a representative sample of expert dermatologists

regarding the current management of psoriasis with biologics in Spain.

## Conflicts of Interest

The authors declare that they have no conflicts of interest.

## References

- Ferrándiz C, Carrascosa JM, Toro M. Prevalence of psoriasis in Spain in the age of biologics. *Actas Dermosifiliogr*. 2014;105:504–9.
- Reich K. The concept of psoriasis as a systemic inflammation: Implications for disease management. *J Eur Acad Dermatol Venereol*. 2012;26 Suppl 2:3–11.
- Puig L, Carrascosa JM, Carretero G, de la Cueva P, Lafeunte-Urrez RF, Belinchon I, et al., Spanish Psoriasis Group of the Spanish Academy of Dermatology and Venereology. Spanish evidence-based guidelines on the treatment of psoriasis with biologic agents, 2013. Part 1: On efficacy and choice of treatment. *Actas Dermosifiliogr*. 2013;104:694–709.
- Puig P, Dauden E, Carrascosa JM. Comentarios a las directrices europeas y británicas sobre el tratamiento de la psoriasis. *Actas Dermosifiliogr*. 2010;101:285–90.
- Smith CH, Anstey AV, Barker J, Burden A, Chalmers R, Chandler D, et al. British Association of Dermatologist's guidelines for biologic interventions for psoriasis 2009. *Br J Dermatol*. 2009;161:987–1019.
- Puig L, Bordas X, Carrascosa JM, Daudén E, Ferrándiz C, Hernanz JM, et al., Spanish Psoriasis Group of the Spanish Academy of Dermatology and Venereology. Consensus document on the evaluation and treatment of moderate-to-severe psoriasis. Psoriasis Group of the Spanish Academy of Dermatology and Venereology. *Actas Dermosifiliogr*. 2009;100:277–86.
- Nast A, Gisondi P, Ormerod AD, Saiag P, Smith C, Spuls PI, et al. European S3-Guidelines on the systemic treatment of psoriasis vulgaris—Update 2015—Short version—EDF in cooperation with EADV and IPC. *J Eur Acad Dermatol Venereol*. 2015;29:2277–94.
- Sánchez-Regaña M, Aldunce-Soto MJ, Belinchón-Romero I, Ribera-Pibernat M, Lafuente-Urrez RF, Carrascosa-Carrillo JM, et al. Evidence-based guidelines of the Spanish Psoriasis Group on the use of biologic therapy in patients with psoriasis in difficult-to-treat sites (nails, scalp, palms, and soles). *Actas Dermosifiliogr*. 2014;105:923–34.
- Daudén E, Puig L, Ferrándiz C, Sánchez-Carazo JL, Hernanz-Hermosa JM, Spanish Psoriasis Group of the Spanish Academy of Dermatology and Venereology. Consensus document on the evaluation and treatment of moderate-to-severe psoriasis: Psoriasis Group of the Spanish Academy of Dermatology and Venereology. *J Eur Acad Dermatol Venereol*. 2016;30 Suppl 2:1–18.
- Smith CH, Jabbar-Lopez ZK, Yiu ZZ, Bale T, Burden AD, Coates LC, et al. British Association of Dermatologists guidelines for biologic therapy for psoriasis 2017. *Br J Dermatol*. 2017;177:628–36.
- Gisondi P, Altomare G, Ayala F, Bardazzi F, Bianchi L, Chiricozzi A, et al. Italian guidelines on the systemic treatments of moderate-to-severe plaque psoriasis. *J Eur Acad Dermatol Venereol*. 2017;31:774–90.
- Au SC, Madani A, Alhaddad M, Alkofide M, Gottlieb AB. Comparison of the efficacy of biologics versus conventional systemic therapies in the treatment of psoriasis at a comprehensive psoriasis care center. *J Drugs Dermatol*. 2013;12:861–6.
- Moreno-Ramírez D, Fonseca E, Herranz P, Ara M. Realidad terapéutica de la psoriasis moderada-grave en España. Encuesta de opinión. *Actas Dermosifiliogr*. 2010;101:858–65.
- Puig L, de la Cueva P, Linares M, Suarez J, Velasco M, Vidal D, et al. Expert report on psoriasis: Spanish dermatologists' opinions on the use of biologic agents to manage moderate to severe psoriasis in adults. *Actas Dermosifiliogr*. 2013;104:400–8.
- NICE Guidelines. Guideline for the use of Biological Therapies in the Treatment of Psoriasis Version 3. July 2015 [cited 2016 Jul 12]. Available from: <https://www.nuh.nhs.uk/handlers/downloads.ashx?id=62900>
- Torii H, Sato N, Yoshinari T, Nakagawa H, Japanese Infliximab Study Investigators. Dramatic impact of a Psoriasis Area and Severity Index 90 response on the quality of life in patients with psoriasis: An analysis of Japanese clinical trials of infliximab. *J Dermatol*. 2012;39:253–9.
- Baker EL, Coleman CI, Reinhart KM, Phung OJ, Kugelman L, Chen W, et al. Effect of biologic agents on non-PASI outcomes in moderate-to-severe plaque psoriasis: Systematic review and meta-analyses. *Dermatol Ther (Heidelb)*. 2012;2:9.
- Luu M, Cordero KM. The evolving role of biologics in the treatment of pediatric psoriasis [cited 2016 Mar 3]. Available from: <http://www.medscape.com/viewarticle/780589>
- Sanclémente G, Murphy R, Contreras J, García H, Bonfill Cosp X. Anti-TNF agents for paediatric psoriasis. *Cochrane Database Syst Rev*. 2015;24, <http://dx.doi.org/10.1002/14651858.CD010017.pub2>. CD010017.
- Paller AS, Siegfried EC, Pariser DM, Rice KC, Trivedi M, Iles J, et al. Long-term safety and efficacy of etanercept in children and adolescents with plaque psoriasis. *J Am Acad Dermatol*. 2016;74:280–7.e1-3.
- [http://www.ema.europa.eu/docs/en\\_GB/document\\_library/EPAR\\_-\\_Assessment\\_Report\\_-\\_Variation/human/000481/WC500186769](http://www.ema.europa.eu/docs/en_GB/document_library/EPAR_-_Assessment_Report_-_Variation/human/000481/WC500186769).
- Landells I, Marano C, Hsu MC, Li S, Zhu Y, Eichenfield LF, et al. Ustekinumab in adolescent patients aged 12 to 17 years with moderate-to-severe plaque psoriasis: Results of a randomized phase 3 CADMUS study. *J Am Acad Dermatol*. 2015;73:594–603.
- Carrascosa JM, Belinchón I, de-la-Cueva P, Izu R, Luelmo J, Ruiz-Villaverde R. Expert recommendations on treating psoriasis in special circumstances. *Actas Dermosifiliogr*. 2015;106:292–309.
- Massara A, Govoni M, Trotta F. High incidence of serious adverse events among elderly rheumatoid patients receiving monoclonal antibodies anti-TNFalpha. *Ann Rheum Dis*. 2007;66 Suppl II:181.
- Esposito M, Giunta A, Mazzotta A, Zangrilli A, Babino G, Bavetta M, et al. Efficacy and safety of subcutaneous anti-tumor necrosis factor-alpha agents, etanercept and adalimumab, in elderly patients affected by psoriasis and psoriatic arthritis: An observational long-term study. *Dermatol Basel Switz*. 2012;225:312–9.
- Strober BE, Clay Cather J, Cohen D, Crowley JJ, Gordon KB, Gottlieb AB, et al. A Delphi consensus approach to challenging case scenarios in moderate-to-severe psoriasis: Part 1. *Dermatol Ther*. 2012;2:1.
- Esposito M, Giunta A, Mazzotta A, Zangrilli A, Babino G, Bavetta M, et al. Efficacy and safety of subcutaneous anti-tumor necrosis factor-alpha agents, etanercept and adalimumab, in elderly patients affected by psoriasis and psoriatic arthritis: An observational long-term study. *Dermatology*. 2012;225:312–9.
- Megna M, Napolitano M, Balato N, Monfrecola G, Villani A, Ayala F, et al. Efficacy and safety of ustekinumab in a group of 22 elderly patients with psoriasis over a 2-year period. *Clin Exp Dermatol*. 2016;41:564–6.
- Kalb RE, Fiorentino DF, Lebwohl MG, Toole J, Poulin Y, Cohen AD, et al. Risk of serious infection with biologic and systemic treatment of psoriasis: Results from the psoriasis longitudinal assessment and registry (PSOLAR). *JAMA Dermatol*. 2015;151:961–9.
- Salmon-Ceron D, Tubach F, Lortholary O, Chosidow O, Bretagne S, Nicolas N, et al., RATIO Group. Drug-specific risk of non-tuberculosis opportunistic infections in patients receiving

- anti-TNF therapy reported to the 3-year prospective French RATIO registry. *Ann Rheum Dis*. 2011;70:616–23.
31. Girolomoni G, Altomare G, Ayala F, Berardesca E, Calzavara-Pinton P, Chimenti S, et al. Safety of anti-TNF $\alpha$  agents in the treatment of psoriasis and psoriatic arthritis. *Immunopharmacol Immunotoxicol*. 2012;34:548–60.
  32. Kavanaugh A, Mease PJ, Gomez-Reino JJ, Adebajo AO, Wollenhaupt J, Hochfeld M, et al. Long-term (52-week) results of a phase III randomized, controlled trial of apremilast in patients with psoriatic arthritis. *J Rheumatol*. 2015;42:479–88.
  33. Mease PJ. Psoriatic arthritis: Update on pathophysiology, assessment and management. *Ann Rheum Dis*. 2011;70 Suppl 1:i77–84.
  34. Mease PJ, Kivitz AJ, Burch FX, Siegel EL, Cohen SB, Ory P, et al. Continued inhibition of radiographic progression in patients with psoriatic arthritis following 2 years of treatment with etanercept. *J Rheumatol*. 2006;33:712–21.
  35. Antoni CE, Kavanaugh A, van der Heijde D, Beutler A, Keenan G, Zhou B, et al. Two-year efficacy and safety of infliximab treatment in patients with active psoriatic arthritis: Findings of the Infliximab Multinational Psoriatic Arthritis Controlled Trial (IMPACT). *J Rheumatol*. 2008;35:869–76.
  36. Rodgers M, Epstein D, Bojke L, Yang H, Craig D, Fonseca T, et al. Etanercept, infliximab and adalimumab for the treatment of psoriatic arthritis: A systematic review and economic evaluation. *Health Technol Assess*. 2011;15(i-xxi):1–329.
  37. Mease PJ, McInnes IB, Kirkham B, Kavanaugh A, Rahman P, van der Heijde D, et al. Secukinumab inhibition of interleukin-17A in patients with psoriatic arthritis. *N Engl J Med*. 2015;373:1329–39.
  38. McInnes IB, Mease PJ, Kirkham B, Kavanaugh A, Ritchlin CT, Rahman P, et al. Secukinumab, a human anti-interleukin-17A monoclonal antibody, in patients with psoriatic arthritis (FUTURE 2): A randomised, double-blind, placebo-controlled, phase 3 trial. *Lancet*. 2015;386:1137–46.
  39. Información de Producto EMA [cited 2016 Jul 10]. Available from: [http://www.ema.europa.eu/docs/es\\_ES/document\\_library/EPAR\\_-\\_Product\\_Information/human/000958/WC500058513.pdf](http://www.ema.europa.eu/docs/es_ES/document_library/EPAR_-_Product_Information/human/000958/WC500058513.pdf)
  40. Daudén E, Griffiths CE, Ortonne JP, Kragballe K, Molta CT, Robertson D, et al. Improvements in patient-reported outcomes in moderate-to-severe psoriasis patients receiving continuous or paused etanercept treatment over 54 weeks: The CRYSTEL study. *J Eur Acad Dermatol Venereol*. 2009;23:1374–82.
  41. Carrascosa JM, Galán M, de Lucas R, Pérez-Ferriols A, Ribera M, Yanguas I. Expert recommendations on treating psoriasis in special circumstances (Part II). *Actas Dermosifiliogr*. 2016;107:712–29.
  42. Rich P, Gooderham M, Bachelez H, Goncalves J, Day RM, Chen R, et al. Apremilast, an oral phosphodiesterase 4 inhibitor, in patients with difficult-to-treat nail and scalp psoriasis: Results of 2 phase III randomized, controlled trials (ESTEEM 1 and ESTEEM 2). *JAAD*. 2016;74:134–42.
  43. Gottlieb A, Sullivan J, van Doorn M, Kubanov A, You R, Parneix A, et al. Secukinumab shows significant efficacy in palmoplantar psoriasis: Results from GESTURE, a randomized controlled trial. *J Am Acad Dermatol*. 2017;76:70–80.
  44. Carrascosa JM, Rocamora V, Fernandez-Torres RM, Jimenez-Puya R, Moreno JC, Coll-Puigserver N, et al. Obesity and psoriasis: Inflammatory nature of obesity, relationship between psoriasis and obesity, and therapeutic implications. *Actas Dermosifiliogr*. 2014;105:31–44.
  45. Rocha K, Piccinin MC, Kalache LF, Reichert-Faria A, Silva de Castro CC. Pregnancy during ustekinumab treatment for severe psoriasis. *Dermatology*. 2015;231:103–4.
  46. Armstrong AW, Harskamp CT, Armstrong EJ. Psoriasis and metabolic syndrome: A systematic review and meta-analysis of observational studies. *J Am Acad Dermatol*. 2013;68:654–62.
  47. Takahashi H, Honma M, Ishida-Yamamoto A, Iizuka H. Adiponectin and leptin modulate cell proliferation and cytokine secretion of normal human keratinocytes and T lymphocytes. *J Dermatol Sci*. 2010;59:143–5.
  48. Takahashi H, Iizuka H. Psoriasis and metabolic syndrome. *J Dermatol*. 2012;39:212–8.